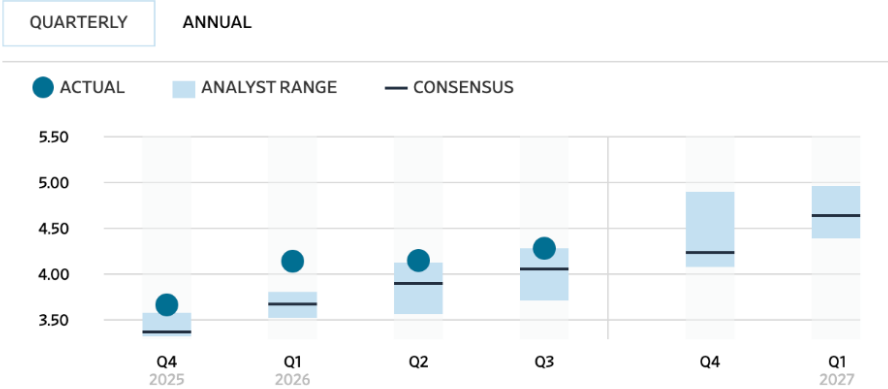


Per-Share Earnings, Actuals & Estimates Microsoft Corp.



MSFT will report Q4 earnings on 07/28/2026

Q4 2026 Estimate Trends

Current:	\$4.24
1 month ago:	\$4.25
3 months ago:	\$4.27

Q1 2027 Estimate Trends

Current:	\$4.64
1 month ago:	\$4.65
3 months ago:	\$4.57

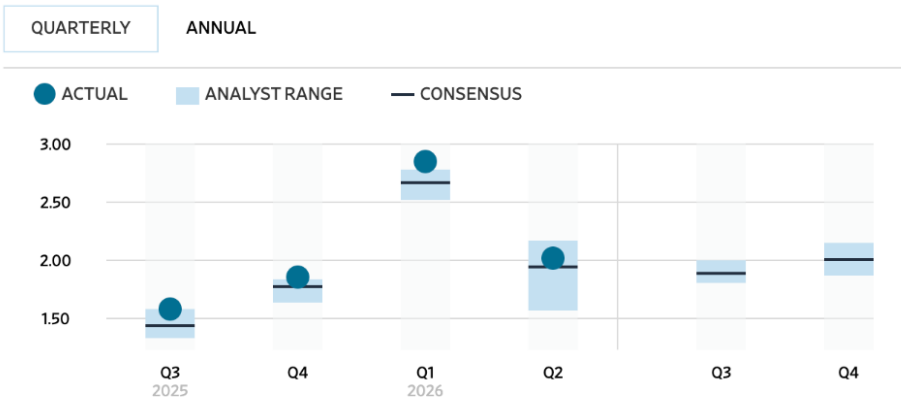
Analyst Ratings Microsoft Corp.

	3 Months Ago	1 Month Ago	Current
Buy	51	49	50
Overweight	5	9	9
Hold	5	3	3
Underweight	0	0	0
Sell	0	0	0
Consensus	BUY	BUY	BUY

Stock Price Target MSFT

High	\$870.00
Median	\$550.00
Low	\$400.00
Average	\$559.96

Per-Share Earnings, Actuals & Estimates Apple Inc.



AAPL will report Q3 earnings on 07/30/2026

Q3 2026 Estimate Trends

Current:	\$1.89
1 month ago:	\$1.87
3 months ago:	\$1.72

Q4 2026 Estimate Trends

Current:	\$2.01
1 month ago:	\$2.00
3 months ago:	\$1.97

Analyst Ratings Apple Inc.

	3 Months Ago	1 Month Ago	Current
Buy	23	27	24
Overweight	10	11	9
Hold	17	14	15
Underweight	0	0	1
Sell	2	2	2
Consensus	OVERWEIGHT	OVERWEIGHT	OVERWEIGHT

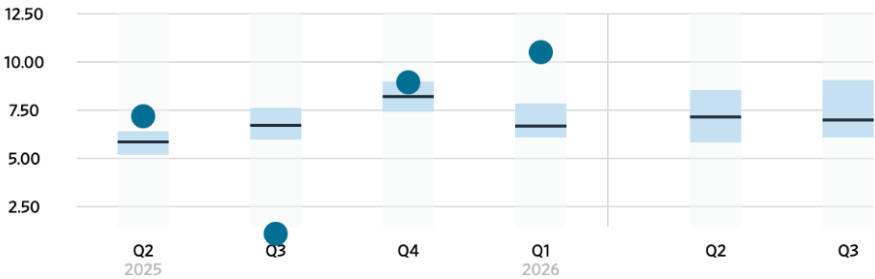
Stock Price Target AAPL

High	\$400.00
Median	\$320.00
Low	\$215.00
Current	\$316.07

QUARTERLY

ANNUAL

● ACTUAL ■ ANALYST RANGE — CONSENSUS



META will report Q2 earnings on 07/29/2026

Q2 2026 Estimate Trends

Current:	\$7.18
1 month ago:	\$7.20
3 months ago:	\$7.15

Q3 2026 Estimate Trends

Current:	\$7.02
1 month ago:	\$7.02
3 months ago:	\$7.17

	3 Months Ago	1 Month Ago	Current
Buy	57	57	58
Overweight	9	6	6
Hold	7	7	6
Underweight	0	0	0
Sell	0	0	0
Consensus	BUY	BUY	BUY

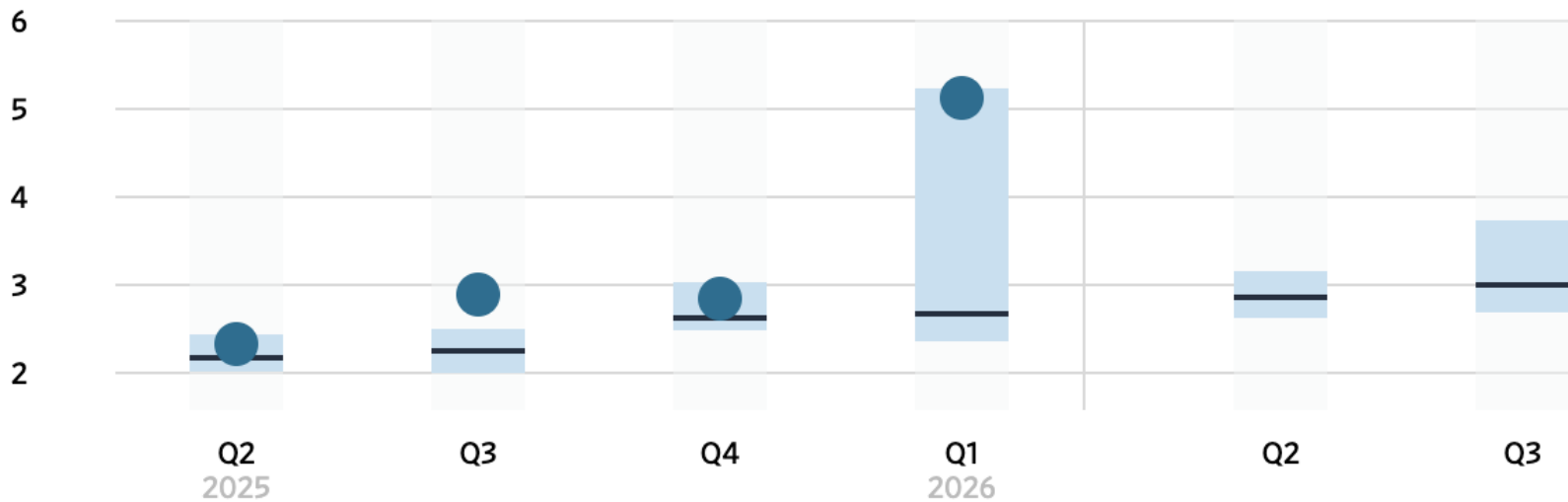
Stock Price Target META

High	\$1,015.00
Median	\$818.66
Low	\$697.47
Average	\$822.35

QUARTERLY

ANNUAL

● ACTUAL ■ ANALYST RANGE — CONSENSUS



GOOG will report Q2 earnings on 07/28/2026

Q2 2026 Estimate Trends

Current:	\$2.88
1 month ago:	\$2.87
3 months ago:	\$2.76

Q3 2026 Estimate Trends

Current:	\$3.01
1 month ago:	\$3.00
3 months ago:	\$2.88

Buy
Overwe
Hold
Underv
Sell
Consen

Stoc

High
Media
Low

Avera



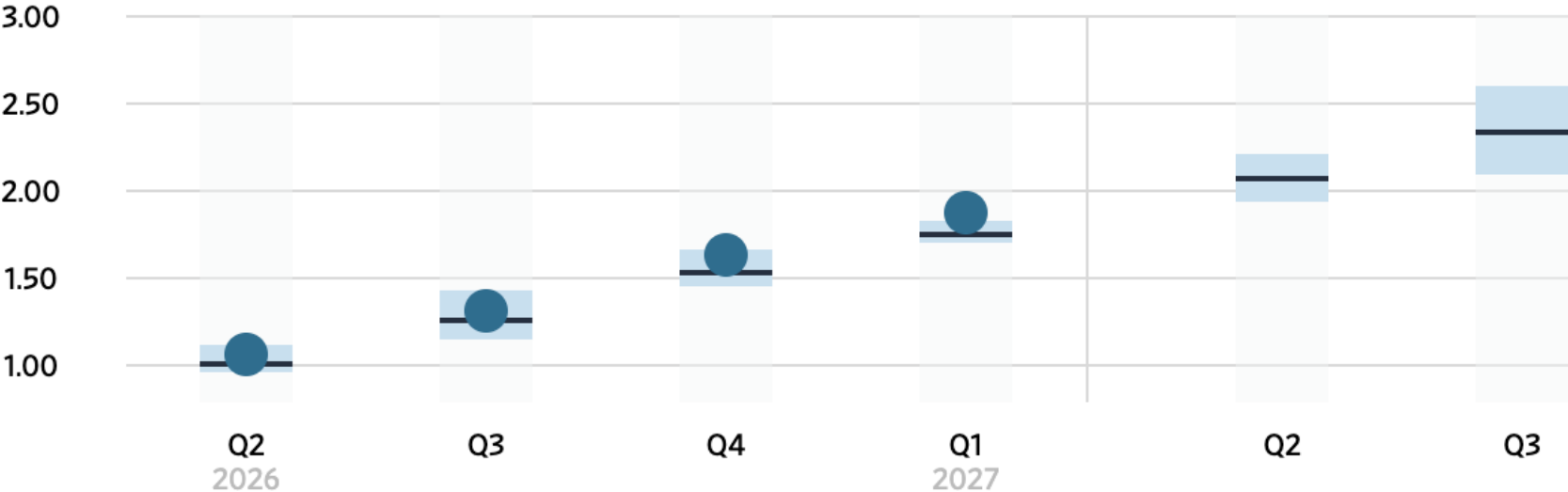
Curre

Per-Share Earnings, Actuals & Estimates NVIDIA Corp.

QUARTERLY

ANNUAL

● ACTUAL ■ ANALYST RANGE — CONSENSUS



NVDA will report Q2 earnings on 08/26/2026

Q2 2027 Estimate Trends

Current:	\$2.07
1 month ago:	\$1.93
3 months ago:	\$1.94

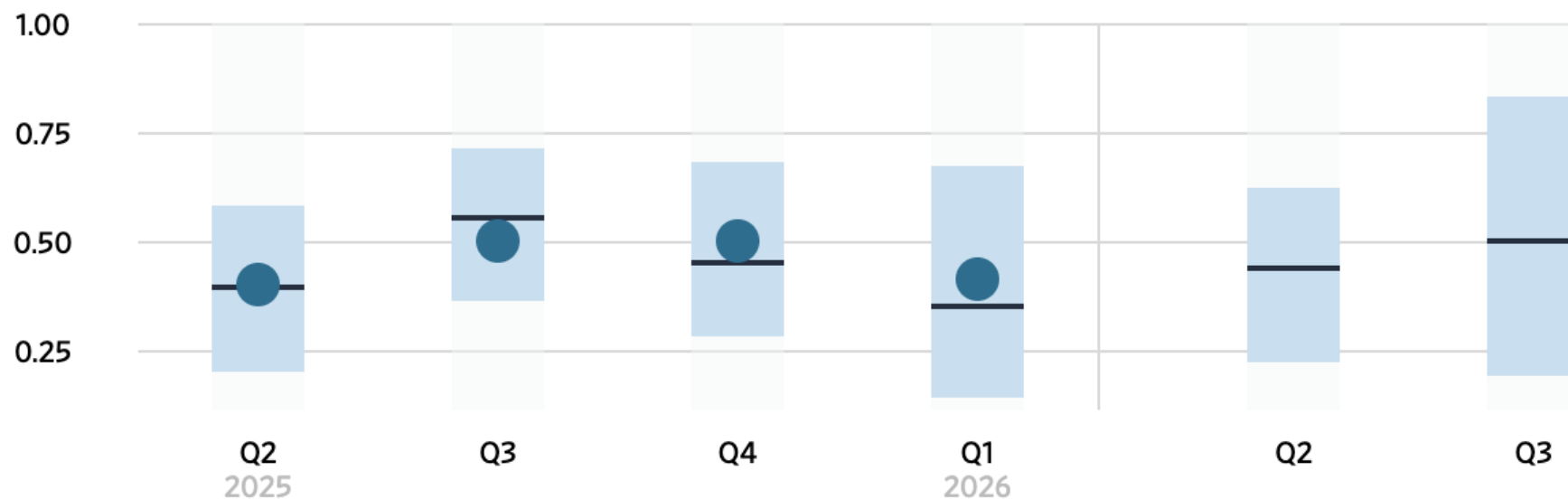
Q3 2027 Estimate Trends

Current:	\$2.34
1 month ago:	\$2.16
3 months ago:	\$2.16

QUARTERLY

ANNUAL

● ACTUAL ■ ANALYST RANGE — CONSENSUS



TSLA will report Q2 earnings on 07/29/2026

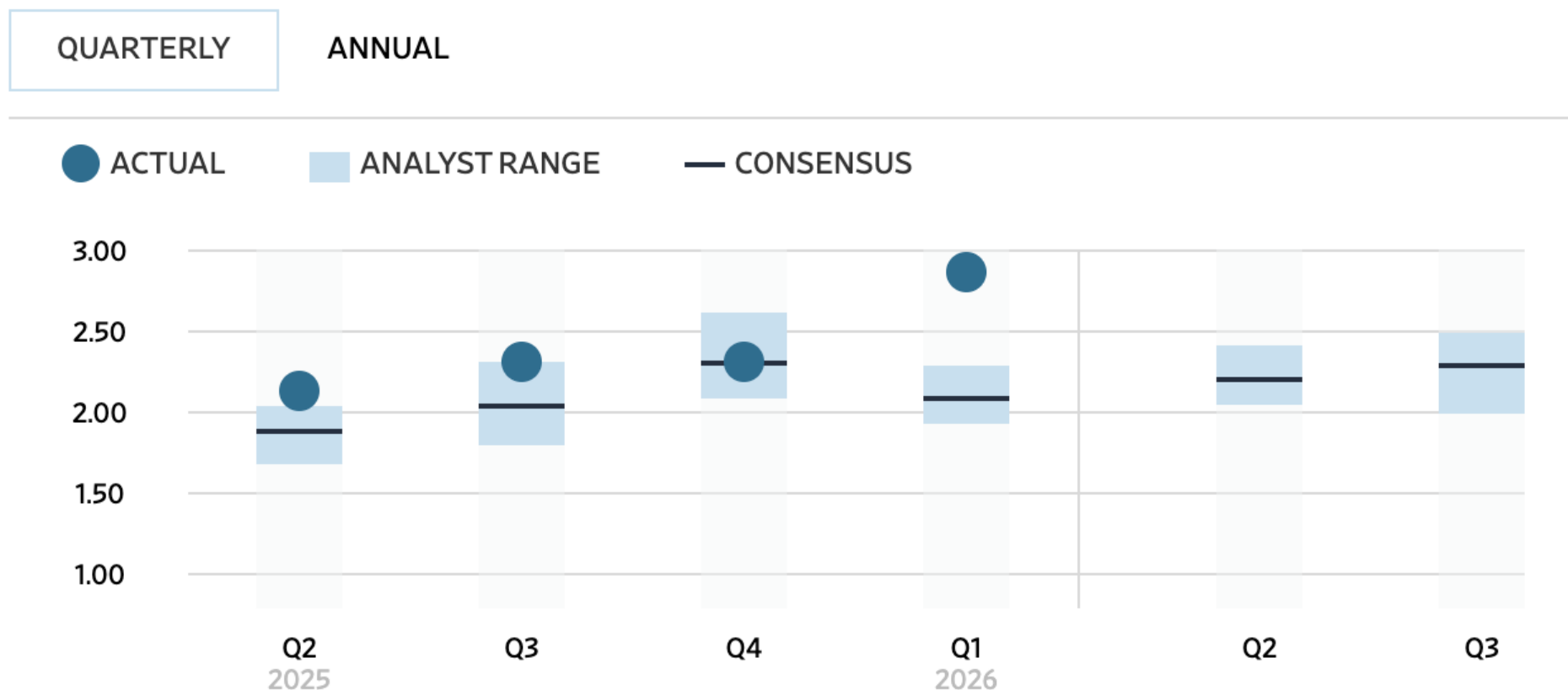
Q2 2026 Estimate Trends

Current:	\$0.44
1 month ago:	\$0.44
3 months ago:	\$0.46

Q3 2026 Estimate Trends

Current:	\$0.50
1 month ago:	\$0.50
3 months ago:	\$0.52

Share Earnings, Actuals & Estimates, and Consensus



AMZN will report Q2 earnings on 07/30/2026

Q2 2026 Estimate Trends

Current:	\$1.81
1 month ago:	\$1.82
3 months ago:	\$1.79

Q3 2026 Estimate Trends

Current:	\$1.94
1 month ago:	\$1.94
3 months ago:	\$1.93